

SCX SERIES

SCX

Superior Architectural Seamless Linkable Linear Lights

Illuminating Your Path to
Brilliance.

Elevate with SCX

Sleek, energy-efficient, and customizable, they offer impressive illumination for modern indoor spaces. With seamless linkable capabilities, they elevate aesthetics while providing optimal lighting solutions.



Follow us @westgatemfg

SCX-SERIES

877•805•2252
www.westgatemfg.com

SCX SERIES

Versatile Solutions

The SCX series offers versatile linear lighting solutions for modern spaces, delivering superior illumination and flexibility.



Tailored Sizes, Perfect Fit

Choose from a variety of lengths, including 1ft to 8ft, ensuring precise lighting coverage for every space.

Powerful Performance

With wattage options ranging from 10W to 80W and a voltage of 120-277VAC, our lights provide powerful and customizable brightness for any environment.

Effortless Integration

Flexible installation options to effortlessly enhance any architectural design.

LINKABLE

SCX-1FT-10W-MCT4-D 2-3/8" LINKABLE LINEAR LIGHTS

10W | 1100LM | 3000K/3500K/4000K/5000K
MATTE WHITE FINISH
12"(L) x 2 6/8"(W) x 3 3/8"(H)

LINKABLE

SCX-4FT-40W-MCT4-D 2-3/8" LINKABLE LINEAR LIGHTS

40W | 4375LM/4612LM/4693LM/4710LM |
3000K/3500K/4000K/5000K | MATTE WHITE
FINISH
47 2/5"(L) x 2 6/8"(W) x 3 3/8"(H)

LINKABLE

SCX-2FT-20W-MCT4-D 2-3/8" LINKABLE LINEAR LIGHTS

20W | 2197LM/2316LM/2348LM/2390LM
3000K/3500K/4000K/5000K | MATTE WHITE FINISH
24"(L) x 2 6/8"(W) x 3 3/8"(H)

LINKABLE

SCX-6FT-60W-MCT4-D 2-3/8" LINKABLE LINEAR LIGHTS

60W | 6658LM/6724LM/ 7046LM/ 7102LM |
3000K/3500K/4000K/5000K | MATTE WHITE
FINISH
71"(L) x 2 6/8"(W) x 3 3/8"(H)

LINKABLE

SCX-3FT-30W-MCT4-D 2-3/8" LINKABLE LINEAR LIGHTS

30W | 3329LM/3362LM/3523LM/3551LM
3000K/3500K/4000K/5000K | MATTE WHITE FINISH
35 3/4"(L) x 2 6/8"(W) x 3 3/8"(H)

LINKABLE

SCX-8FT-80W-MCT4-D 2-3/8" LINKABLE LINEAR LIGHTS

80W | 8750LM/9224LM/9386LM/9420LM |
3000K/3500K/4000K/5000K | MATTE WHITE
FINISH
94 1/2"(L) x 2 6/8"(W) x 3 3/8"(H)



Follow us @westgatemfg


SCX-SERIES

877-805-2252
www.westgatemfg.com

SCX MODULES

Unleash Creativity


Elevate your lighting game with our SCX modules, a revolutionary system designed to empower you to create customized lighting solutions tailored to your unique vision. With a range of modules and accessories, the possibilities are endless.



SCX-L-MCT4
L-SHAPED MODULE
5.75" X 5.75" X 3.35" X 2.75"



SCX-T-MCT4
T-SHAPED MODULE
8.75" X 3" X 3" X 3.35" X 2.75"




SCX-X-MCT4
X-SHAPED MODULE
12"(L) X 2 6/8"(W) X 3 3/8"(H)



SCX-IC-MCT4
INSIDE CORNER MODULE
7.25" X 7.25" X 3.35" X 2.75"



SCX-C120-MCT4
120° CORNER MODULE
6" X 6" X 3.35" X 2.75"



SCX-Y-MCT4
Y-SHAPED MODULE
12"(L) X 2 6/8"(W) X 3 3/8"(H)



SCX-L1FT-MCT4
L1FT Corner Module
12" X 12" X 3.35" X 2.75"




SCX-6IN-MCT4
6-INCH MODULE
5.98" X 2.76" X 3.35"



SCX-9IN-MCT4
9-INCH MODULE
8.98" X 2.76" X 3.35"


WOOD & ACOUSTIC TRIM CUSTOMIZATION

Elevate your design with SCX Series' customizable acoustic and wood trim options, creating a truly bespoke lighting experience that reflects your individuality and style.




Wood Trims

Elevate your space with wood trims in maple, walnut, French oak, and ebony finishes, offering versatile options for any interior style.

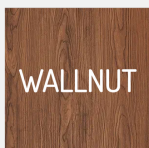


Acoustic Trims

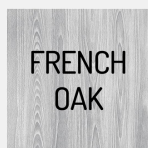
Try our acoustic trims, available in blue and gray, offering versatile options to complement any interior style.




MAPLE




WALNUT



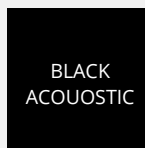
FRENCH
OAK



EBONY



BLUE
ACOUSTIC



BLACK
ACOUSTIC



Follow us @westgatemfg

SCX-SERIES

877•805•2252
www.westgatemfg.com

WOOD TRIMS & COLOR CUSTOMIZATION

Transform your space with SCX Series' customizable color and trim choices, ensuring a tailored lighting solution that perfectly complements your distinct style without any additional setup fees.


Powder Coating Color Option

Elevate your space with SCX Series' stock colors and RAL code matching for seamless integration into your aesthetic.

Gloss:



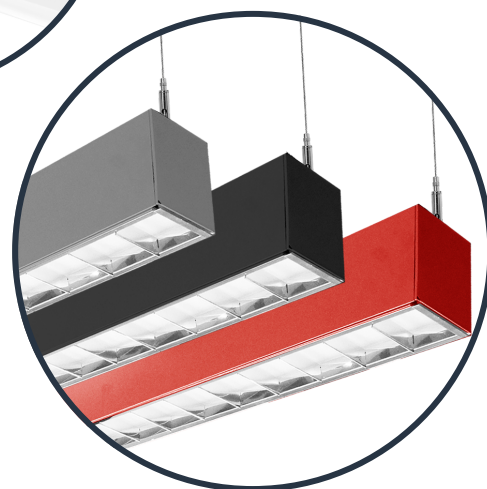

Hammer:



Texture:




Vein:




VERSATILE SYSTEMS

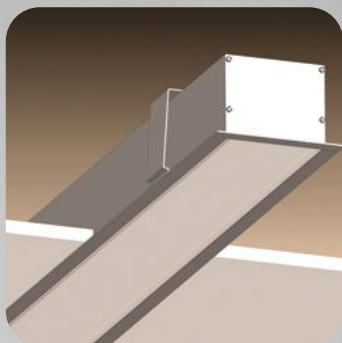
**Flangless
Recessed Mounted**



T-Bar Installation



**Flanged
Recessed
Mounted**



Suspended



Wall Mounted





Surface Mounted



SCX - SURFACE MOUNT


Surface Mounting

Simplify your lighting setup with SCX surface mounting. No extra accessories needed, just use the included screw and anchor kit for easy attachment to hard surfaces.



Adaptable Mounting

The surface mount option needs no extra accessories. Use the provided kit to attach securely to hard surfaces for a seamless setup.



Versatile Placement

Easily place the fixture on ceilings, walls, or any hard surface.



SCX FLANGED MUD-IN RECESSED MOUNT

Flanged Recessed Mud-In Mounted in Drywall



Upgrade your lighting with our exclusive mud-in brackets, ensuring optimal performance. Toggle-style brackets secure the fixture effortlessly. Explore spec sheets for ordering options.

Sleek Aesthetic

Mud-in brackets mounted 1/16" from lens for flush appearance.

Versatile Integration

Toggle-style brackets for secure drywall ceiling mounting.




*SEE SPEC SHEET FOR ORDERING INSTRUCTIONS

SCX SUSPENSION MOUNTING OPTIONS

Suspension Mounting Options

Elevate your lighting with SCX Suspension Rod Kits for easy ceiling suspension. Adjustable rods ensure precise positioning for any height, maximizing flexibility in layout.

***SEE SPEC SHEET FOR ORDERING INSTRUCTIONS**



Suspension Cable with Accessories

Elevate your lighting with SCX Suspension Rod Kits, providing effortless ceiling suspension and adjustable rods for precise positioning.

Suspension Rod Kit

Opt for suspension rod kits SCL-RS in sizes ranging from 12 to 48 inches for optimal light distribution and uniform illumination.

SUSPENSION ACCESSORIES

SCL-CSK-6FT

SCL-CS1-6FT

SCL-CS1P-6FT

SCL-CS1M-6FT

SCL-CS1MP-6FT




SCX WALL MOUNT

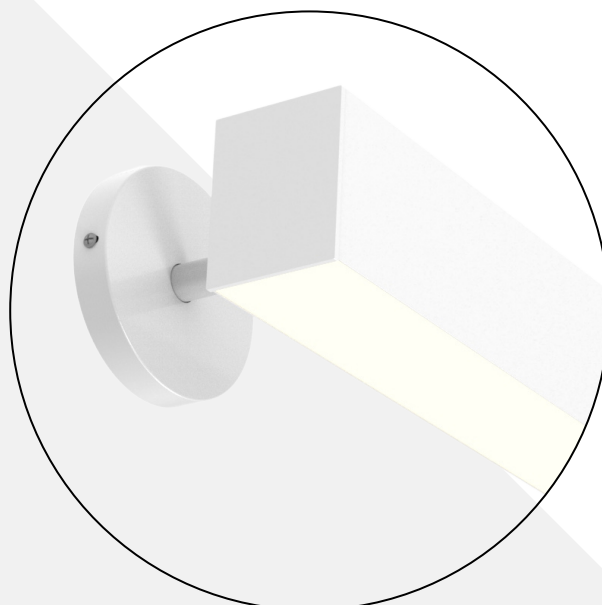

Wall Mounting

Customize wire entry for tailored installation.
Experience convenience with SCX Wall Mounting.

WALL MOUNTING BRACKET



WALL MOUNTING WITH 5" ARMS



*SEE SPEC SHEET FOR ORDERING INSTRUCTIONS

SCX FLANGE RECESSED MOUNTTT

Recessed Mounting with Flange


Upgrade your lighting with SCX fixtures, featuring 1/2" wide flanges and toggle-style brackets for easy installation. Seamlessly link fixtures by providing your plan with your order.

Seamless Connection:

Effortlessly install fixtures on drywall or hard ceilings with sleek toggle-style brackets for seamless connections between fixtures or corner modules.

Customizable Flange

The SCX fixture features a 1/2" wide flange on all four sides, enhancing versatility for installation.



*SEE SPEC SHEET FOR ORDERING INSTRUCTIONS



Follow us @westgatemfg

SCX-SERIES

877-805-2252
www.westgatemfg.com

SCX T-BAR INSTALLATION MOUNT

T-Bar Installation

Upgrade your fixture with 1/2" wide flanges on its long sides for secure support in T-bar grid systems. Tailor your setup, and for added safety, consider our aircraft suspension kits in 10ft or 20ft lengths.

Simplified Setup

Effortlessly secure fixtures with toggle-style brackets for easy installation on drywall or hard ceilings.



Seamless Integration

Our T-bar grid fixture kits feature 1/2" wide flanges for easy, secure installation.



*SEE SPEC SHEET FOR ORDERING INSTRUCTIONS



Follow us @westgatemfg

SCX-SERIES


877•805•2252
www.westgatemfg.com

SENSOR, EM, UPLIGHT OPTION

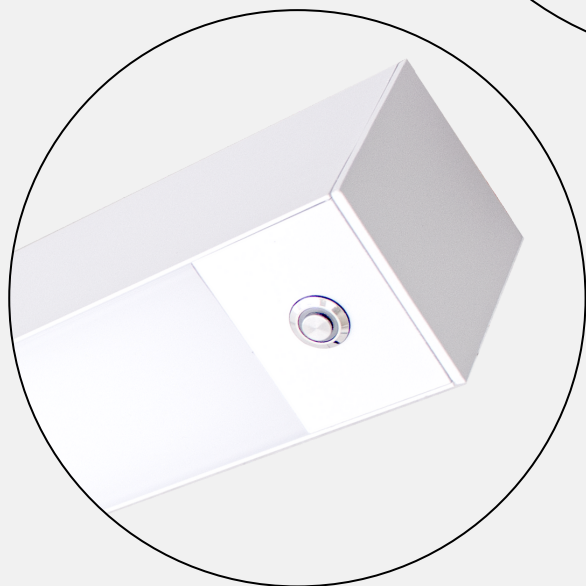
Factory-Installed Motion Sensor, EM Backup, & Uplight Options

Upgrade with ease: Factory-installed Motion Sensor, EM Backup, & Uplight options for enhanced functionality in a snap!

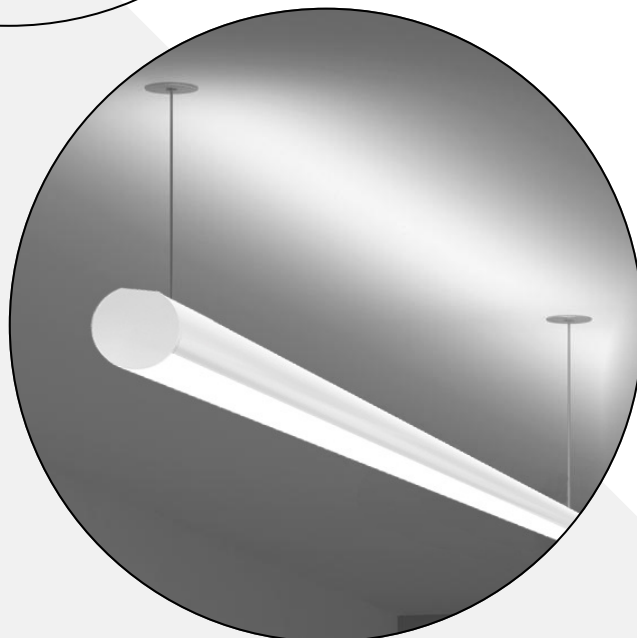
MICROWAVE BI-LEVEL MOTION SENSOR



EMERGENCY BATTERY BACKUP



UPLIGHT



Uplight with Fixture's Driver

Our uplight fixtures seamlessly integrate with your existing fixture driver, simplifying installation without extra components.

Dedicated Driver for Uplight

With a separate dedicated driver, our uplights offer independent control for customizable lighting effects.

*SEE SPEC SHEET FOR ORDERING INSTRUCTIONS



Follow us @westgatemfg

SCX-SERIES

877-805-2252
www.westgatemfg.com

SCX-REG SERIES

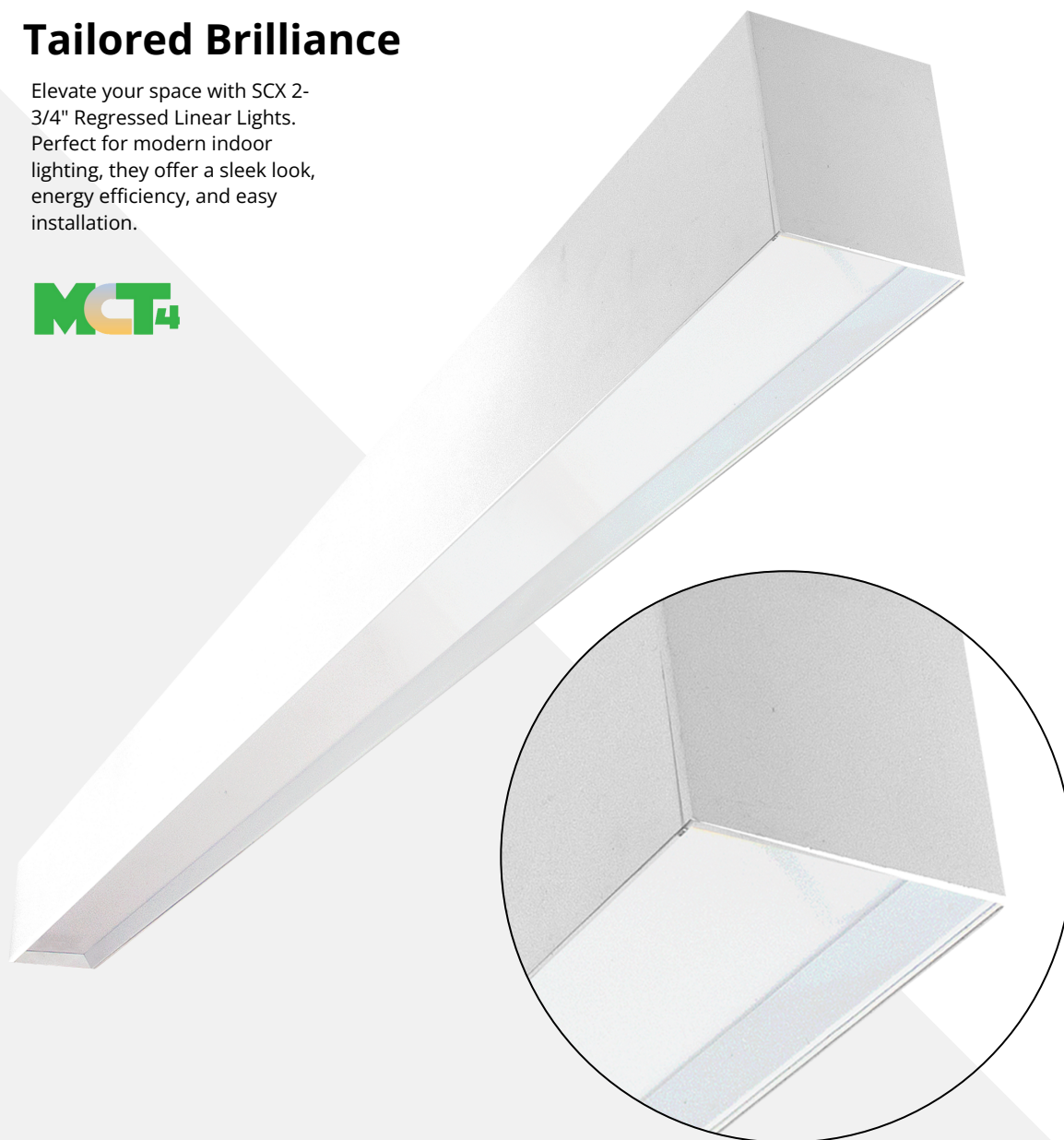
Tailored Brilliance

Elevate your space with SCX 2-3/4" Regressed Linear Lights. Perfect for modern indoor lighting, they offer a sleek look, energy efficiency, and easy installation.



Focused Downward Lighting

The opal polycarbonate lens focuses light downward, reducing glare for a comfortable ambiance.



LINKABLE

SCX-2FT-20W-MCT4-D-REG

2-3/4" REGRESSED LINEAR LIGHTS

20W | 2197LM/2316LM/2348LM/2390LM
3000K/3500K/4000K/5000K | MATTE WHITE FINISH
24"(L) x 2 6/8"(W) x 3 3/8"(H)

LINKABLE

SCX-4FT-40W-MCT4-D-REG

2-3/4" LINKABLE LINEAR LIGHTS

40W | 4375LM/4612LM/4693LM/4710LM |
3000K/3500K/4000K/5000K | MATTE WHITE
FINISH
47 2/5"(L) x 2 6/8"(W) x 3 3/8"(H)

LINKABLE

SCX-3FT-30W-MCT4-D-REG

2-3/4" LINKABLE LINEAR LIGHTS

30W | 3329LM/3362LM/3523LM/3551LM
3000K/3500K/4000K/5000K | MATTE WHITE FINISH
35 3/4"(L) x 2 6/8"(W) x 3 3/8"(H)

LINKABLE

SCX-6FT-60W-MCT4-D-REG

2-3/4" LINKABLE LINEAR LIGHTS

60W | 6658LM/6724LM/ 7046LM/ 7102LM |
3000K/3500K/4000K/5000K | MATTE WHITE
FINISH
71"(L) x 2 6/8"(W) x 3 3/8"(H)

LINKABLE

SCX-8FT-80W-MCT4-D-REG

2-3/4" LINKABLE LINEAR LIGHTS

80W | 8750LM/9224LM/9386LM/9420LM |
3000K/3500K/4000K/5000K | MATTE WHITE
FINISH
94 1/2"(L) x 2 6/8"(W) x 3 3/8"(H)



Follow us @westgatemfg


SCX-SERIES

877•805•2252
www.westgatemfg.com

SCX-LUV SERIES

Illumination Innovations

Illuminate with precision using our Louver Down Light Lens. Crafted for maximum efficiency, it's ideal for offices, hotels, and conference rooms. Choose sophistication with the SCX-LUV Series.



Precision Downward Lighting

The Louver Lens delivers precise downward lighting, minimizing glare and maximizing efficiency for optimal illumination.

Enhanced Durability

Featuring an IP54 rating and operating temperature range of -13°F to 104°F, these fixtures are designed to withstand indoor environments, ensuring durability and reliability.

LINKABLE

SCX-2FT-20W-MCT4-D-LUV

2-3/4" REGRESSED LINEAR LIGHTS

20W | 2197LM/2316LM/2348LM/2390LM
3000K/3500K/4000K/5000K | MATTE WHITE FINISH
24"(L) x 2 6/8"(W) x 3 3/8"(H)

LINKABLE

SCX-3FT-30W-MCT4-D-LUV

2-3/4" LINKABLE LINEAR LIGHTS

30W | 3329LM/3362LM/3523LM/3551LM
3000K/3500K/4000K/5000K | MATTE WHITE FINISH
35 3/4"(L) x 2 6/8"(W) x 3 3/8"(H)

LINKABLE

SCX-4FT-40W-MCT4-D-LUV

2-3/4" LINKABLE LINEAR LIGHTS

40W | 4375LM/4612LM/4693LM/4710LM |
3000K/3500K/4000K/5000K | MATTE WHITE
FINISH
47 2/5"(L) x 2 6/8"(W) x 3 3/8"(H)

LINKABLE

SCX-6FT-60W-MCT4-D-LUV

2-3/4" LINKABLE LINEAR LIGHTS

60W | 6658LM/6724LM/ 7046LM/ 7102LM |
3000K/3500K/4000K/5000K | MATTE WHITE
FINISH
71"(L) x 2 6/8"(W) x 3 3/8"(H)

LINKABLE

SCX-8FT-80W-MCT4-D-LUV

2-3/4" LINKABLE LINEAR LIGHTS

80W | 8750LM/9224LM/9386LM/9420LM |
3000K/3500K/4000K/5000K | MATTE WHITE
FINISH
94 1/2"(L) x 2 6/8"(W) x 3 3/8"(H)



Follow us @westgatemfg


SCX-SERIES

877-805-2252
www.westgatemfg.com

SCX-LUV-WH OPTION

Radiant Solutions

Upgrade your space with the SCX-LUV-WH Series. Crafted with a polished aluminum White Louver Lens for precise downward lighting. Customize color temperatures and dimming for the perfect ambiance.



LINKABLE

SCX-2FT-20W-MCT4-D-LUV-WH 2-3/4" WHITE LOUVER LINEAR LIGHTS

20W | 2390LM 3000K/3500K/4000K/5000K | MATTE WHITE FINISH

24"(L) x 2 6/8"(W) x 3 3/8"(H)

LINKABLE

SCX-3FT-30W-MCT4-D-LUV-WH 2-3/4" WHITE LOUVER LINEAR LIGHTS

30W | 3551LM 3000K/3500K/4000K/5000K | MATTE WHITE FINISH

35 3/4"(L) x 2 6/8"(W) x 3 3/8"(H)

LINKABLE

SCX-4FT-40W-MCT4-D-LUV-WH 2-3/4" WHITE LOUVER LINEAR LIGHTS

40W | 4710LM 3000K/3500K/4000K/5000K | MATTE WHITE FINISH

47 2/5"(L) x 2 6/8"(W) x 3 3/8"(H)

LINKABLE

SCX-6FT-60W-MCT4-D-LUV-WH 2-3/4" LINKABLE LINEAR LIGHTS

60W | 7102LM 3000K/3500K/4000K/5000K | MATTE WHITE FINISH

71"(L) x 2 6/8"(W) x 3 3/8"(H)

LINKABLE

SCX-8FT-80W-MCT4-D-LUV-WH 2-3/4" LINKABLE LINEAR LIGHTS

80W | 9420LM 3000K/3500K/4000K/5000K | MATTE WHITE FINISH

94 1/2"(L) x 2 6/8"(W) x 3 3/8"(H)



Follow us @westgatemfg

SCX-SERIES

877•805•2252
www.westgatemfg.com

SCX-DL SERIES

Drop Lens Solutions

Introducing the SCX Drop Lens 2-3/4": Experience precise downward lighting without glare. Versatile with customizable options for modern indoor settings. Easy installation, 5-year warranty, and 50,000-hour lifespan ensure reliability.



Innovative Drop Lens Design

Unique Drop Lens provides precise downward lighting without glare, enhancing any space.



LINKABLE

SCX-2FT-20W-MCT4-D-DL 2-3/4" DROP LENS LINEAR LIGHTS

20W | 2197LM/2316LM/2348LM/2390LM
3000K/3500K/4000K/5000K | MATTE WHITE FINISH
24"(L) x 2 3/4"(W) x 3 3/5"(H)

LINKABLE

SCX-4FT-40W-MCT4-D-DL 2-3/4" DROP LENS LINEAR LIGHTS

40W | 4375LM/4612LM/4693LM/4710LM
3000K/3500K/4000K/5000K | MATTE WHITE FINISH
47 2/5"(L) x 2 3/4"(W) x 5 1/5"(H)

LINKABLE

SCX-3FT-30W-MCT4-D-DL 2-3/4" DROP LENS LINEAR LIGHTS

30W | 3329LM/3362LM/3523LM/3551LM
3000K/3500K/4000K/5000K | MATTE WHITE FINISH
35 3/5"(L) x 2 3/4"(W) x 5 2/5"(H)

LINKABLE

SCX-6FT-60W-MCT4-D-DL 2-3/4" DROP LENS LINEAR LIGHTS

60W | 7102LM
3000K/3500K/4000K/5000K | MATTE WHITE FINISH
70"(L) x 2 3/4"(W) x 3 2/5"(H)

LINKABLE

SCX-8FT-80W-MCT4-D-DL 2-3/4" DROP LENS LINEAR LIGHTS

80W | 8750LM/9224LM/9386LM/9420LM
3000K/3500K/4000K/5000K | MATTE WHITE FINISH
94 2/5"(L) x 2 3/4"(W) x 5 2/5"(H)



Follow us @westgatemfg

SCX-SERIES

877•805•2252
www.westgatemfg.com

SCX-DLP SERIES


Luminous Clarity

Introducing SCX PMMA Lens 2-3/4": Enjoy clarity and efficiency with our Opal Polycarbonate Lens, offering optional mounting kits and Multi Color Temperature (MCT) customization for versatile illumination.



Durable Build

Crafted from durable PMMA material, this fixture withstands impacts and scratches for lasting performance.



LINKABLE

SCX-2FT-20W-MCT4-D-DLP 2-3/4" DROP LENS LINEAR LIGHTS

20W | 2197LM/2316LM/2348LM/2390LM
3000K/3500K/4000K/5000K | MATTE WHITE FINISH
24"(L) x 2 3/4"(W) x 3 3/5"(H)

LINKABLE

SCX-4FT-40W-MCT4-D-DL 2-3/4" DROP LENS LINEAR LIGHTS

40W | 4375LM/4612LM/4693LM/4710LM
3000K/3500K/4000K/5000K | MATTE WHITE FINISH
47 2/5"(L) x 2 3/4"(W) x 5 1/5"(H)



Follow us @westgatemfg

SCX-SERIES

877•805•2252
www.westgatemfg.com

SCX-IND SERIES

Indirect Lighting

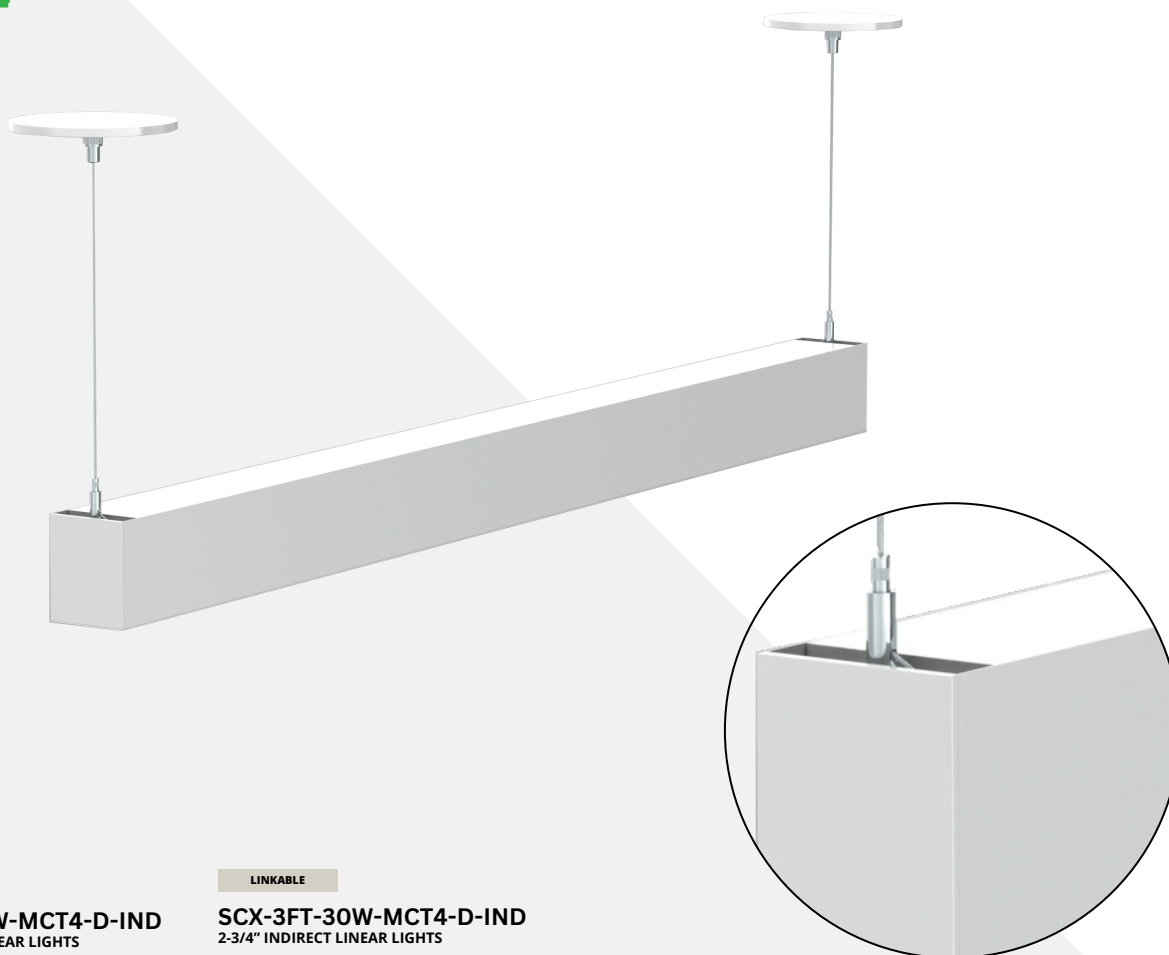
Experience refined illumination with the SCX Indirect 2-3/4" Light, perfect for offices, hotels, and indoor settings. By concealing the light source and utilizing surfaces for reflection, it creates a soft, glare-free glow. For installation, suspension cables are required, sold separately.

*SEE SPEC SHEET FOR ORDERING INSTRUCTIONS



**Soft and
Welcoming
Ambiance**

Indirect lighting fosters a warm, inviting ambiance, elevating any space.



LINKABLE

SCX-2FT-20W-MCT4-D-IND 2-3/4" INDIRECT LINEAR LIGHTS

20W | 2197LM/2316LM/2348LM/2390LM
3000K/3500K/4000K/5000K | MATTE WHITE FINISH
24"(L) x 2 6/8"(W) x 3 3/8"(H)

LINKABLE

SCX-3FT-30W-MCT4-D-IND 2-3/4" INDIRECT LINEAR LIGHTS

30W | 3329LM/3362LM/ 3523LM/3551LM
3000K/3500K/4000K/5000K | MATTE WHITE FINISH
35 3/4"(L) x 2 6/8"(W) x 3 3/8"(H)

LINKABLE

SCX-4FT-40W-MCT4-D-IND 2-3/4" INDIRECT LINEAR LIGHTS

40W | 4375LM/4612LM/4693LM/4710LM
3000K/3500K/4000K/5000K | MATTE WHITE FINISH
47 2/5"(L) x 2 3/4"(W) x 5 1/5" (H)

LINKABLE

SCX-6FT-60W-MCT4-D-IND 2-3/4" INDIRECT LINEAR LIGHTS

60W | 6658LM/6724LM/ 7046LM/7102LM
3000K/3500K/4000K/5000K | MATTE WHITE FINISH
71"(L) x 2 6/8"(W) x 3 3/8"(H)

LINKABLE

SCX-8FT-80W-MCT4-D-IND 2-3/4" INDIRECT LINEAR LIGHTS

80W | 8750LM/9224LM/9386LM/9420LM
3000K/3500K/4000K/5000K | MATTE WHITE FINISH
94 1/2"(L) x 2 6/8"(W) x 3 3/8"(H)



Follow us @westgatemfg


SCX-SERIES

877•805•2252
www.westgatemfg.com

SCX-IDL SERIES

Indirect Lighting

Introducing the SCX IDL 2-3/4": Elevate your space with advanced indirect lighting. Ideal for offices, hotels, and indoor settings, redefine modern lighting with SCX IDL.



LINKABLE

SCX-2FT-20W-MCT-D-IDL 2-3/4\"/>

20W | 2390LM | 3000K/3500K/4000K/5000K |
MATTE WHITE FINISH

24\"/>

LINKABLE

SCX-4FT-40W-MCT-D-IDL 2-3/4\"/>

40W | 4710LM
3000K/3500K/4000K/5000K | MATTE WHITE
FINISH

47 2/5\"/>

LINKABLE

SCX-3FT-30W-MCT-D-IDL 2-3/4\"/>

30W | 3551LM | 3000K/3500K/4000K/5000K |
MATTE WHITE FINISH

35 3/4\"/>

LINKABLE

SCX-6FT-60W-MCT-D-IDL 2-3/4\"/>

60W | 7102LM
3000K/3500K/4000K/5000K | MATTE WHITE
FINISH

71\"/>

LINKABLE

SCX-8FT-80W-MCT-D-IDL 2-3/4\"/>

80W | 9420LM | 3000K/3500K/4000K/5000K |
MATTE WHITE FINISH

94 1/2\"/>

Improved Efficiency

White-reflector design maximizes light distribution, enhancing energy efficiency.



Follow us @westgatemfg

SCX-SERIES

877-805-2252
www.westgatemfg.com

SCX-L SERIES

L-Shaped Lighting

Introducing the SCX-L: Elevate your space with seamless, customizable lighting. Its unique L-shaped design fits corners effortlessly, offering style and functionality.

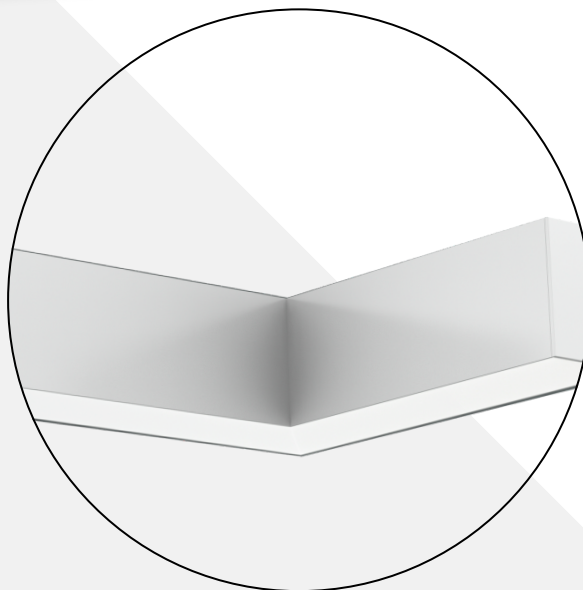


Versatile Arrangements

The L-shaped design enables flexible lighting arrangements, fitting corners perfectly for captivating displays.

Seamless Integration

The SCX-L fixture seamlessly blends into any environment, offering style and functionality in various installations.



LINKABLE

SCX-L1FT-20W-MCT4-D 2-3/4" INDIRECT LENS LINEAR LIGHTS

20W | 2390LM | 3000K/3500K/4000K/5000K |
MATTE WHITE FINISH

12"(L) x 3 1/3"(W) x 2 3/4"(H)

LINKABLE

SCX-L2FT-40W-MCT4-D 2-3/4" INDIRECT LENS LINEAR LIGHTS

40W | 4780LM | 3000K/3500K/4000K/5000K |
MATTE WHITE FINISH

24 1/3"(L) x 3 1/3"(W) x 2 3/4"(H)



Follow us @westgatemfg

SCX-SERIES

877•805•2252
www.westgatemfg.com

SCX-Y SERIES


Y-Shaped Lighting

Discover the SCX-Y Y Shaped Fixture – a revolutionary lighting solution that redefines versatility and style. Seamlessly integrate dynamic displays with its unique Y-shaped design, offering superior performance and customizable options for any space.



Creative Flexibility

The Y-shaped design enables dynamic lighting configurations, creating captivating displays in any environment.



LINKABLE

SCX-Y2FT-60W-MCT4-D
2-3/4" INDIRECT LENS LINEAR LIGHTS

60W | 7102LM | 3000K/3500K/4000K/5000K |
MATTE WHITE FINISH

37 1/5"(L) x 43"(W) x 3 1/3"(H)



Follow us @westgatemfg

SCX-SERIES

877•805•2252
www.westgatemfg.com

SCXR SERIES


Round Lens Lighting

Introducing SCX Round Fixtures: Elevate your space with our innovative round fixtures, featuring a unique lens design for even light distribution and reduced glare. Ideal for various applications, these versatile fixtures offer style and comfort. Suspension cables sold separately; check spec sheet for details.



Even Light Distribution

The round lens ensures even light distribution, reducing glare for comfortable illumination.



LINKABLE

SCXR-4FT-40W-MCT4-D

ROUND LINKABLE LINEAR LIGHTS

40W | 4765LM/5090LM/4967LM 5052LM
3000K/3500K/4000K/5000K | MATTE WHITE FINISH

47 1/5"(L) x 3 2/5"(H)

LINKABLE

SCXR-8FT-80W-MCT4-D

ROUND LINKABLE LINEAR LIGHTS

80W | 9529LM/10180LM/9935LM/10103LM
3000K/3500K/4000K/5000K | MATTE WHITE FINISH

94"(L) x 4"(W) x 3 2/5"(H)



Follow us @westgatemfg

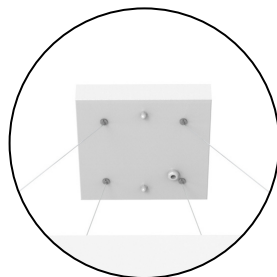
SCX-SERIES

877•805•2252
www.westgatemfg.com

SCX-SQUARE SERIES

Square Lens Lighting


Illuminate your space with sophistication using our sleek SCX square lighting fixtures. Their contemporary square shape ensures even light distribution, seamlessly integrating into any setting.



*CANOPY & SUSPENSION CABLE

Versatile Mounting Options

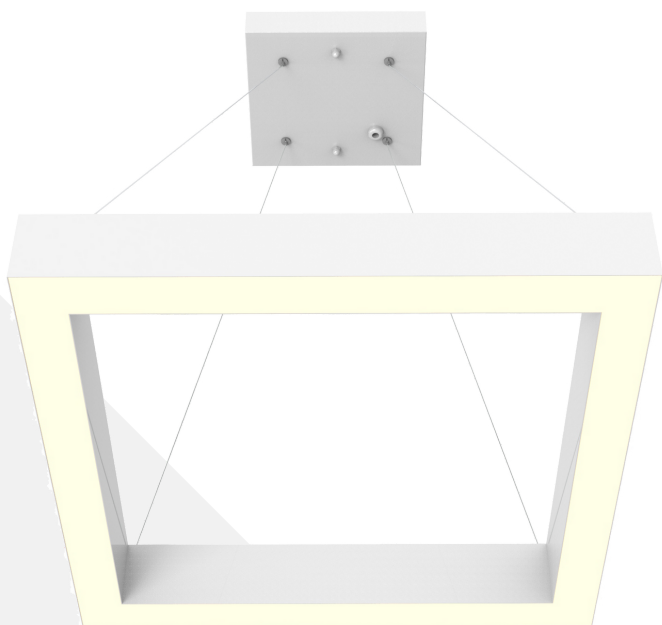
SCX square fixtures feature recessed mounting flanges for seamless installation in various ceiling types, including drywall and T-bar grids.



*SHOWN RECESSED MOUNTED

Suspension Kit Compatibility

Our fixtures are compatible with suspension kits for modern ceiling suspension, ideal for diverse applications.



*SHOWN SUSPENDED



LINKABLE

SCX-2X2-40-80W-MCTP SQUARE LINEAR LIGHTS

40W/60W/80W | 4400LM/6600LM/8800LM
3000K/3500K/4000K/5000K | MATTE WHITE FINISH

23"(H) x 23"(W) x 3 1/3"(D)

LINKABLE

SCX-2X4-60-120W-MCTP SQUARE LINEAR LIGHTS

60W/90W/120W | 6600LM/9900LM/13200LM
3000K/3500K/4000K/5000K | MATTE WHITE FINISH

23"(H) x 47"(W) x 3 1/3"(D)



Follow us @westgatemfg

SCX-SERIES

877-805-2252
www.westgatemfg.com

SCX-CIRCLE SERIES

Quarter Circle Lens Lighting

Elevate your space with SCX Circle models. Their unique circular shape delivers efficient illumination for any environment, creating a welcoming ambiance.



Endless Versatility

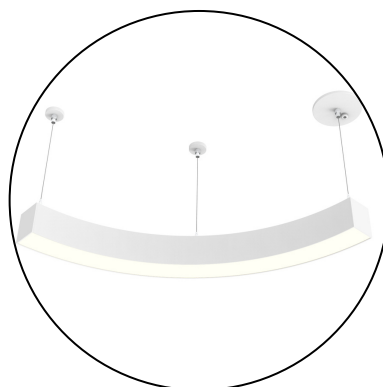
Link quarter-circle fixtures for customizable configurations.

Suspension Kit Compatibility

Compatible with suspension kits for stylish ceiling display.



*SHOWN SUSPENDED WITH 4 QUARTER CIRCLE FIXTURES



*SHOWN SUSPENDED



LINKABLE

SCXC-Q24-10W-MCT4 QUARTER OF CIRCLE LIGHTS

10W | 1100LM
3000K/3500K/4000K/5000K | MATTE WHITE FINISH

12"(L) x 2 3/4"(W) x 3 1/3"(H)

LINKABLE

SCXC-Q36-20W-MCT4 QUARTER OF CIRCLE LIGHTS

20W | 2200LM
3000K/3500K/4000K/5000K | MATTE WHITE FINISH

2 3/4"(L) x 3 1/3"(W) x 17 5/6"(H)

LINKABLE

SCXC-Q48-25W-MCT4 QUARTER OF CIRCLE LIGHTS

25W | 2750LM
3000K/3500K/4000K/5000K | MATTE WHITE FINISH

23 3/4"(L) x 2 3/4"(W) x 3 1/3"(H)



Follow us @westgatemfg

SCX-SERIES

877-805-2252
www.westgatemfg.com

SCX-BLACK SERIES

Sleek Lighting

Introducing SCX-BK 2-3/4" Fixture: Elevate your space with our sleek black fixture, seamlessly blending into contemporary interiors.



LINKABLE

SCX-1FT-10W-MCT4-D-BK 2-3/4" INDIRECT LENS LINEAR LIGHTS

10W | 1100LM | 3000K/3500K/4000K/5000K |
MATTE WHITE FINISH

12"(L) x 2 6/8"(W) x 3 3/8"(H)

LINKABLE

SCX-4FT-40W-MCT4-D-BK 2-3/4" INDIRECT LENS LINEAR LIGHTS

40W | 4375LM/4612LM/4693LM/4710LM
3000K/3500K/4000K/5000K | MATTE WHITE
FINISH

47 2/5"(L) x 2 3/4"(W) x 5 1/5" (H)

LINKABLE

SCX-2FT-20W-MCT4-D-BK 2-3/4" INDIRECT LENS LINEAR LIGHTS

20W | 2197LM/2316LM/2348LM/2390LM |
3000K/3500K/4000K/5000K | MATTE WHITE FINISH

35 3/4"(L) x 2 6/8"(W) x 3 3/8"(H)

LINKABLE

SCX-6FT-60W-MCT4-D-BK 2-3/4" INDIRECT LENS LINEAR LIGHTS

60W | 6658LM/6724LM/7046LM/7102LM
3000K/3500K/4000K/5000K | MATTE WHITE
FINISH

71"(L) x 2 6/8"(W) x 3 3/8"(H)

LINKABLE

SCX-3FT-30W-MCT4-D-BK 2-3/4" INDIRECT LENS LINEAR LIGHTS

30W | 3329LM/3362LM/3523LM/3551LM |
3000K/3500K/4000K/5000K | MATTE WHITE
FINISH

35 3/4"(L) x 2 6/8"(W) x 3 3/8"(H)

LINKABLE

SCX-8FT-80W-MCT4-D-BK 2-3/4" INDIRECT LENS LINEAR LIGHTS

80W | 8750LM/9224LM/ 9386LM/9420LM |
3000K/3500K/4000K/5000K | MATTE WHITE
FINISH

94 1/2"(L) x 2 6/8"(W) x 3 3/8"(H)

Striking Contrast

The SCX-BK's black finish adds bold contrast, enhancing visual depth.



Follow us @westgatemfg


SCX-SERIES

877-805-2252
www.westgatemfg.com

SCX-BLACK MODULES

Black SCX Modules


Transform your lighting design with our SCX modules, featuring a sleek black finish for a bold and sophisticated look.



SCX-L-MCT4
L-SHAPED MODULE
5.75" X 5.75" X 3.35" X 2.75"




SCX-T-MCT4
T-SHAPED MODULE
8.75" X 3" X 3" X 3.35" X 2.75"



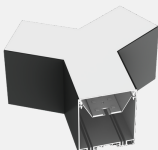
SCX-X-MCT4
X-SHAPED MODULE
12"(L) X 2 6/8"(W) X 3 3/8"(H)



SCX-IC-MCT4
INSIDE CORNER MODULE
7.25" X 7.25" X 3.35" X 2.75"



SCX-C120-MCT4
120° CORNER MODULE
6" X 6" X 3.35" X 2.75"



SCX-Y-MCT4
Y-SHAPED MODULE
12"(L) X 2 6/8"(W) X 3 3/8"(H)



SCX-L1FT-MCT4
L1FT Corner Module
12" X 12" X 3.35" X 2.75"



SCX-6IN-MCT4
6-INCH MODULE
5.98" X 2.76" X 3.35"



SCX-9IN-MCT4
9-INCH MODULE
8.98" X 2.76" X 3.35"

SCX-BK-LUV SERIES

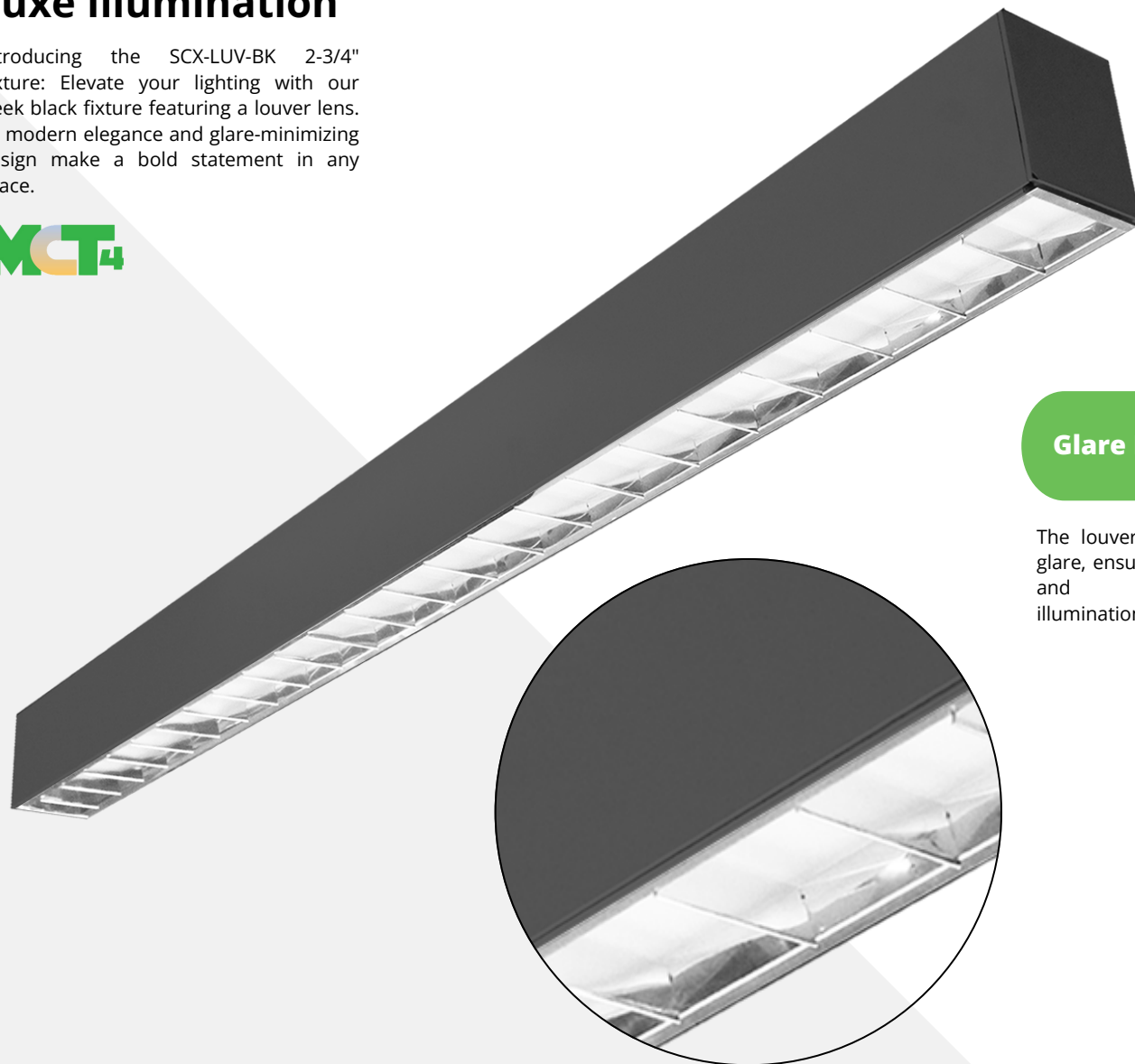
Luxe Illumination

Introducing the SCX-LUV-BK 2-3/4" Fixture: Elevate your lighting with our sleek black fixture featuring a louver lens. Its modern elegance and glare-minimizing design make a bold statement in any space.



Glare Reduction

The louver lens minimizes glare, ensuring comfortable and shadow-free illumination.



LINKABLE

SCX-2FT-20W-MCT4-D-LUV

2-3/4" INDIRECT LENS LINEAR LIGHTS

20W | 2197LM/2316LM/2348LM/2390LM |
3000K/3500K/4000K/5000K | MATTE WHITE FINISH
24"(L) x 2 6/8"(W) x 3 3/8"(H)

LINKABLE

SCX-4FT-40W-MCT4-D-LUV-BK

2-3/4" INDIRECT LENS LINEAR LIGHTS

40W | 4375LM/4612LM/4693LM/4710LM
3000K/3500K/4000K/5000K | MATTE WHITE
FINISH
47 2/5"(L) x 2 6/8"(W) x 3 3/8"(H)

LINKABLE

SCX-3FT-30W-MCT4-D-LUV-BK

2-3/4" INDIRECT LENS LINEAR LIGHTS

30W | 3329LM/3362LM/3523LM/3551LM |
3000K/3500K/4000K/5000K | MATTE WHITE FINISH
35 3/4"(L) x 2 6/8"(W) x 3 3/8"(H)

LINKABLE

SCX-6FT-60W-MCT4-D-LUV-BK

2-3/4" INDIRECT LENS LINEAR LIGHTS

60W | 6658LM/6724LM/7046LM/7102LM
3000K/3500K/4000K/5000K | MATTE WHITE
FINISH
71"(L) x 2 6/8"(W) x 3 3/8"(H)

LINKABLE

SCX-8FT-80W-MCT4-D-LUV-BK

2-3/4" INDIRECT LENS LINEAR LIGHTS

80W | 8750LM/9224LM/9386LM/9420LM |
3000K/3500K/4000K/5000K | MATTE WHITE
FINISH
94 1/2"(L) x 2 6/8"(W) x 3 3/8"(H)



Follow us @westgatemfg


SCX-SERIES

877•805•2252
www.westgatemfg.com

SCX-BK-DL SERIES

Luminous Precision

Introducing the SCX-D-DL: Elevate your space with our focused downlight fixture. With precision-engineered drop lens for reduced glare and even light distribution, it creates a warm ambiance, highlighting specific areas.



LINKABLE

SCX-2FT-20W-MCT4-D-DL-BK 2-3/4" INDIRECT LENS LINEAR LIGHTS

20W | 2197LM/2316LM/2348LM/2390LM |
3000K/3500K/4000K/5000K | MATTE WHITE FINISH
24"(L) x 2 6/8"(W) x 3 3/8"(H)

LINKABLE

SCX-3FT-30W-MCT4-D-DL-BK 2-3/4" INDIRECT LENS LINEAR LIGHTS

30W | 3329LM/3362LM/3523LM/3551LM |
3000K/3500K/4000K/5000K | MATTE WHITE FINISH
35 3/4"(L) x 2 6/8"(W) x 3 3/8"(H)

LINKABLE

SCX-4FT-40W-MCT4-D-DL-BK 2-3/4" INDIRECT LENS LINEAR LIGHTS

40W | 4375LM/4612LM/4693LM/4710LM
3000K/3500K/4000K/5000K | MATTE WHITE
FINISH
47 2/5"(L) x 2 3/4"(W) x 5 1/5"(H)

LINKABLE

SCX-6FT-60W-MCT4-D-DL-BK 2-3/4" INDIRECT LENS LINEAR LIGHTS

60W | 6658LM/6724LM/7046LM/7102LM
3000K/3500K/4000K/5000K | MATTE WHITE
FINISH
71"(L) x 2 6/8"(W) x 3 3/8"(H)

LINKABLE

SCX-8FT-80W-MCT4-D-DL-BK 2-3/4" INDIRECT LENS LINEAR LIGHTS

80W | 8750LM/9224LM/9386LM/9420LM |
3000K/3500K/4000K/5000K | MATTE WHITE
FINISH
94 1/2"(L) x 2 6/8"(W) x 3 3/8"(H)



Follow us @westgatemfg

SCX-SERIES

877•805•2252
www.westgatemfg.com

SCX SERIES

SCX



Superior Architectural Seamless Linkable Linear Lights

Transform Your Space with
the SCX Series – Contact Us
to Order Today!

**Westgate Lighting:
Illuminate Your Space
with Style**

Illuminate your space with precision and style using the SCX series. With a variety of shapes, sizes, and mounting options, these fixtures offer unparalleled versatility and aesthetic appeal. Enjoy seamless integration, exceptional durability, and effortless installation.



Follow us @westgatemfg

SCX-SERIES

877-805-2252
www.westgatemfg.com